



# ENVIRONMENTAL PRODUCT DECLARATION

*In accordance with EN 15804:2012+A1:2013 and ISO 14025*

## Glass Wool Insulation G3 without facing

Date of publication: 2018-06-26  
Date of revision: 2021-08-20  
Validity: 5 years  
Valid until: 2026-08-19  
Version: 2

Based on PCR 2012:01 Construction products and construction services v 2.33 (EN 15804:2012+A1) and its Sub-PCR-I Thermal insulation products  
Scope of the EPD®: Italy



Registration number in The  
International EPD System:  
S-P- 01137

**ISOVER**  
SAINT-GOBAIN



The environmental impacts of this product have been assessed over its whole life cycle. Its Environmental Product Declaration has been verified by an independent third party.

## General information

**Manufacturer:** Saint- Gobain Italia S.p.A. Via Gaetano Donizetti, 28, 24043 Vidalengo BG, Italy

**Programme used:** The International EPD® System. More information at [www.environdec.com](http://www.environdec.com)

**EPD registration/declaration number:** S-P-01137

**PCR identification:** PCR 2012:01 Construction products and construction services v 2.33 (EN 15804:2012+A1) and its Sub-PCR-I Thermal insulation products (EN 16783)

**UN CPC code:** 37990

**Product name and manufacturer represented:** Glass Wool G3 family without facing; Saint- Gobain Italia S.p.A.

**Owner of the declaration:** Saint- Gobain Italia S.p.A.

**EPD® prepared by:** Paola Bonfiglio and Patricia Jimenez Diaz (Saint-Gobain)

**Contact:** Paola Bonfiglio, [Paola.Bonfiglio@saint-gobain.com](mailto:Paola.Bonfiglio@saint-gobain.com)

**Date of issue:** 2018-06-26, **date of revision:** 2021-08-20 **Valid:** 2026-08-19

The EPD owner has the sole ownership, liability, and responsibility for the EPD

CEN standard EN 15804 served as the core PCR	
EPD program operator	The International EPD® System. Operated by EPD® International AB. <a href="http://www.environdec.com">www.environdec.com</a> .
PCR review conducted by	The Technical Committee of the International EPD® System Chair: Massimo Marino. Contact via <a href="mailto:info@environdec.com">info@environdec.com</a>
LCA and EPD performed by Saint-Gobain LCA central team	
<b>Independent verification of the environmental declaration and data according to standard EN ISO 14025:2010</b>	
Internal <input type="checkbox"/>	External <input checked="" type="checkbox"/>
<b>Verifier</b> Marcel Gomez Ferrer Marcel Gomez Consultoria Ambiental ( <a href="http://www.marcelgomez.com">www.marcelgomez.com</a> ) Phone : +34 630 64 35 93 Email : <a href="mailto:info@marcelgomez.com">info@marcelgomez.com</a>	
Accredited or approved by: The International EPD® System	
<a href="https://www.isover.it/">https://www.isover.it/</a>	

# Product description

## Product description and description of use:

This Environmental Product Declaration (EPD®) describes the environmental impacts of 1 m<sup>2</sup> of mineral wool with a thermal resistance of 1.0 K\*m<sup>2</sup>\*W<sup>-1</sup>.

The production site of Saint- Gobain Italia SpA in Vidalengo di Caravaggio (BG) uses natural raw materials (sand), using fusion and fiberising techniques to produce mineral wool. The products obtained come in the form of a "mineral wool mat" consisting of a soft, airy structure.

On Earth, naturally, the best insulator is dry immobile air at 20°C: its thermal conductivity factor, expressed in  $\lambda$ , is 0.025 W/(m.K) (watts per meter Kelvin degree). The thermal conductivity of mineral wool is close to immobile air as its lambda varies from 0.031 W/(m.K) for the most efficient to 0.043 W/(m.K) to the least.

With its entangled structure, mineral wool is a porous material that traps the air, making it one of the best insulating materials. The porous and elastic structure of the wool also absorbs noise in the air, knocks and offers acoustic correction inside premises. Mineral wool containing incombustible materials does not fuel fire or propagate flames.

Glass wool insulation is used in buildings as well as industrial facilities. It ensures a high level of comfort, lowers energy costs, minimizes carbon dioxide (CO<sub>2</sub>) emissions, prevents heat loss through pitched roofs, walls, floors, pipes and boilers, reduces noise pollution and protects homes and industrial facilities from the risk of fire.

Glass wool products last for the average building's lifetime (which is often set at 50 years as a default), or as long as the insulated building component is part of the building.

The glass wool products in this EPD are identified as products belonging to a family called "G3".

In this document the environmental impacts are described for the G3 family without facing, the product of reference is ISOVER Clima34 G3 with a density of 55 kg/m<sup>3</sup> and a thermal conductivity of 0.034 W/mK. Separately, in additional information it is explained how to obtain the result for the other products of G3 family.

## ISOVER G3 FAMILY

ISOVER Clima34 G3	ISOVER Feltro ED 13	ISOVER Feltro ED 28
ISOVER E60 S G3	ISOVER Feltro ED 15	ISOVER Feltro ED 30
ISOVER E100 S G3	ISOVER Feltro ED 16	ISOVER Feltro ED 32
webertherm LV034	ISOVER Feltro ED 17	ISOVER Feltro ED 35
ISOVER ClimaBac G3	ISOVER Feltro ED 19	ISOVER Primitivo Calibel
ISOVER SUPERBAC N Roofine G3	ISOVER GW Primitivo Sandwich 70-70 G3	ISOVER E60 S arrotolato G3
ISOVER SUPERBAC N 112,5 Roofine G3	ISOVER GW Primitivo Sandwich 70-102 G3	ISOVER GW Primitivo Sandwich 55-101 G3
ISOVER GW Primitivo Sandwich 60-55 G3		

## Description of the main product components and materials:

### Main components

Mineral wool	90-95 %	(REACH registration number 01-2119472313-44-0041)
Binder	0-10%	

## Technical data/physical characteristics according to harmonized standard EN 13162:2012+A1:2015

Physical characteristic	ISOVER E100 S G3	ISOVER E60 S G3 ISOVER E60 S arrotolato G3	ISOVER Clima34 G3 ISOVER Primitivo Calibel Webertherm LV034	ISOVER ClimaBac G3 ISOVER SUPERBAC N Roofine G3 ISOVER SUPERBAC N 112,5 Roofine G3	ISOVER GW Primitivo Sandwich ISOVER Feltro ED	Method
Thermal conductivity W/mK	0.031	0.032	0.034	0.037	0.039	EN 12667
Weight (kg/m <sup>2</sup> ) for R=1	1.550	0.960 0.960	1.870 1.870 1.870	3.330 3.589 4.163	2.340 - 3.978 0.507 - 1.365	

Description of the main components and/or materials for 1 m<sup>2</sup> of product (representative product ISOVER CLIMA34 G3) with a thermal resistance of 1 K.m<sup>2</sup>.W<sup>-1</sup> for the calculation of this EPD® :

PARAMETER	VALUE
Quantity of wool for 1 m <sup>2</sup> of product	2.06 kg
Thickness of wool	34 mm
Surfacing	None
Packaging for the transportation and distribution	Polyethylene film: 53 g/m <sup>2</sup> Wooden pallet: 97 g/m <sup>2</sup>
Product used for the Installation	None

During the life cycle of the product any hazardous substance listed in the “Candidate List of Substances of Very High Concern (SVHC) for authorization” has not been used in a percentage higher than 0,1% of the weight of the product.

The verifier and the program operator do not make any claim nor have any responsibility of the legality of the product.

## LCA calculation information

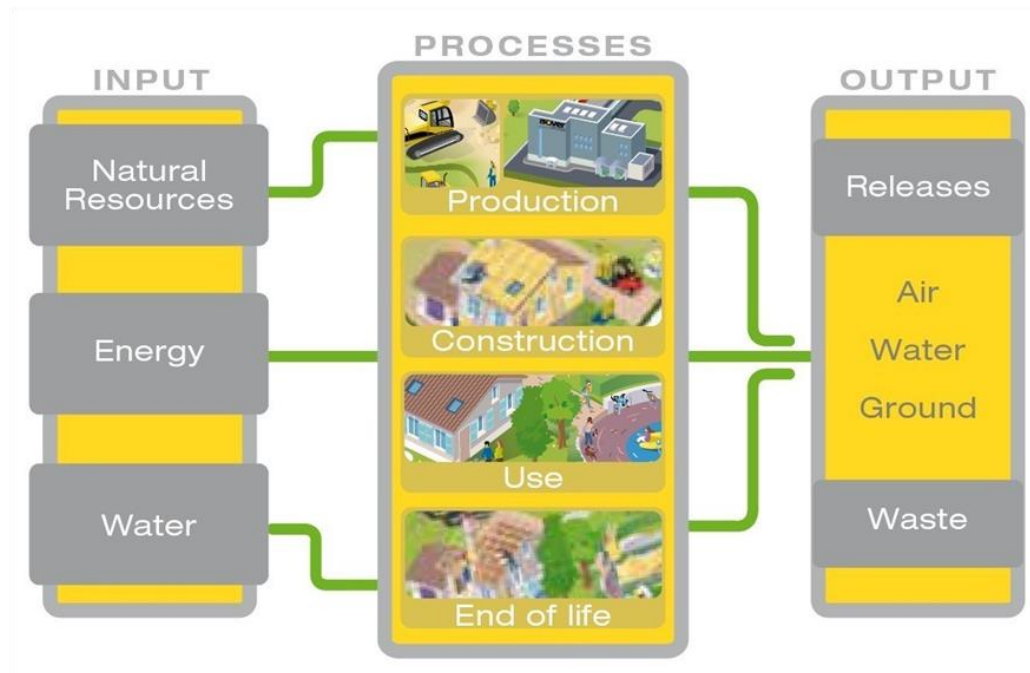
<b>FUNCTIONAL UNIT</b>	Providing a thermal insulation on 1 m <sup>2</sup> of product with a thermal resistance of 1 K.m <sup>2</sup> .W <sup>-1</sup>
<b>SYSTEM BOUNDARIES</b>	Cradle to Grave: Mandatory stages = A1-3, A4-5, B1-7, C1-4. Optional stage = D not taken into account
<b>REFERENCE SERVICE LIFE (RSL)</b>	50 years
<b>CUT-OFF RULES</b>	In the case that there is not enough information, the process energy and materials representing less than 1% of the whole energy and mass used can be excluded (if they do not cause significant impacts). The addition of all the inputs and outputs excluded cannot be bigger than the 5% of the whole mass and energy used, as well of the emissions to environment occurred. Flows related to human activities such as employee transport are excluded.  The construction of plants, production of machines and transportation systems are excluded since the related flows are supposed to be negligible compared to the production of the building product when compared at these systems lifetime level.
<b>ALLOCATIONS</b>	Allocation criteria are based on mass The polluter pays as well the modularity principles have been followed
<b>GEOGRAPHICAL COVERAGE AND TIME PERIOD</b>	Production data: Italy, 2019 Transportation data: Italy, 2019. Background data: Ecoinvent (from 2015 to 2018) and GaBi ( from 2013 to 2019)



- EPDs of construction products may be not comparable if they do not comply with ISO 21930
- Environmental Product Declarations within the same product category from different programs may not be comparable
- The EPD owner has the sole ownership, liability, and responsibility for the EPD

## Life cycle stages

### Flow diagram of the Life Cycle



### Product stage, A1-A3

**Description of the stage:** the product stage of the mineral wool products is subdivided into 3 modules A1, A2 and A3 respectively "Raw material supply", "transport" and "manufacturing".

The aggregation of the modules A1, A2 and A3 is a possibility considered by the EN 15 804 standard. This rule is applied in this EPD.

#### Description of the scenarios and other additional technical information:

##### A1, Raw materials supply

This module takes into account the extraction and processing of all raw materials and energy which occur upstream to the studied manufacturing process

Specifically, the raw material supply covers production of binder components and sourcing (quarry) of raw materials for fiber production, e.g. sand and borax for mineral wool. Besides these raw materials, recycled materials (agglomerates) are also used as input.

Packaging material data is based on the most common product dimensions used

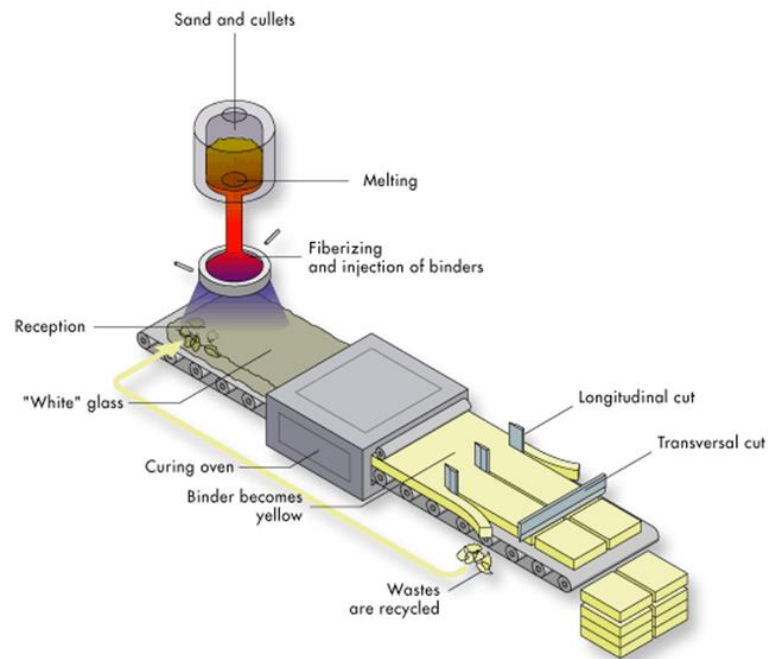
##### A2, Transport to the manufacturer

The raw materials are transported to the manufacturing site. In our case, the modeling includes: road (average values) of each raw material.

##### A3, Manufacturing

This module includes the manufacturing of the product and packaging materials. Specifically, it covers the manufacturing of mineral fiber, resin, mineral wool (including the processes of fusion and fiberizing showed in the flow diagram), and the packaging.

## Glass wool production



### Construction process stage, A4-A5

**Description of the stage:** the construction process is divided into 2 modules: A4, transport to the building site and A5, installation in the building.

**A4, Transport to the building site:** this module includes transport from the production gate to the building site.

Transport is calculated on the basis of a scenario with the parameters described in the following table.

PARAMETER	VALUE/DESCRIPTION
Fuel type and consumption of vehicle or vehicle type used for transport e.g. long distance truck, boat, etc.	Truck trailer with a 24t payload, diesel consumption 38 liters for 100 km Container ship ocean with 27500 t, and consumption of 109 liters per km
Distance	Truck: 400 km Container ship: 400 km
Capacity utilisation (including empty returns)	100% of the capacity in volume and 30 % of empty returns in mass for truck 70% for container ship
Bulk density of transported products*	55 kg/m <sup>3</sup>
Volume capacity utilisation factor	1

\*Isover products from Vidalengo factory present a compression factor between 4 and 8.

**A5, Installation in the building:** this module includes:

No additional accessory was taken into account for the implementation phase insulation product.

PARAMETER	VALUE/DESCRIPTION
Wastage of materials on the building site before waste processing, generated by the product's installation (specified by type)	5 %
Distance	25 km to landfill by truck
Output materials (specified by type) as results of waste processing at the building site e.g. of collection for recycling, for energy recovering, disposal (specified by route)	Packaging wastes are 100 % collected and modeled as recovered matter.  Following a conservative methodology mineral wool losses are considered to be landfilled.

## Use stage (excluding potential savings), B1-B7

### Description of the scenarios and additional technical information:

Once installation is completed, no actions or technical operations are required during the use stages until the end of life stage. Therefore, mineral wool insulation products have no impact (excluding potential energy savings) on this stage.

## End of Life Stage, C1-C4

**Description of the stage:** this stage includes the next modules:

### C1, Deconstruction, demolition

The de-construction and/or dismantling of insulation products take part of the demolition of the entire building. In our case, the environmental impact is assumed to be very small and can be neglected

### C2, Transport to waste processing

The model use for the transportation (see A4, transportation to the building site) is applied.

### C3, Waste processing for reuse, recovery and/or recycling

The product is considered to be landfilled without reuse, recovery or recycling.

### C4, Disposal

The mineral wool is assumed to be 100% landfilled.

**Description of the scenarios and additional technical information:**

**End of life:**

PARAMETER	VALUE/DESCRIPTION
Collection process specified by type	The entire product, including any surfacing is collected alongside any mixed construction waste  2.06 kg of product (collected with mixed construction waste)
Recovery system specified by type	There is no recovery, recycling or reuse of the product once it has reached its end of life phase.
Disposal specified by type	The product alongside the mixed construction waste from demolishing will go to landfill  2.06 kg g of product are landfilled
Assumptions for scenario development (e.g. transportation)	The waste going to landfill will be transported by truck with 24 t payload, using diesel as a fuel consuming 38 liters per 100km. Distance covered is 25 km

## Reuse/recovery/recycling potential, D

**Description of the stage:** module D has not been taken into account.

## LCA results

LCA model, aggregation of data and environmental impact are calculated from the GaBi software (version 8.7). CML 4.1 impact method has been used, together with thinkstep 8.7 (2018) and Ecoinvent v3.3 databases to obtain the inventory of generic data.

Raw materials and energy consumption, as well as transport distances have been taken directly from the manufacturing plant (Production data according 2019)

LCIA results are relative expressions and do not predict impacts on category endpoints, the exceeding of thresholds, safety margins or risks

System boundaries (X=included, MND=module not declared)																
Product stage			Construction installation stage		Use stage							End of life stage				Beyond the system boundaries
Raw materials	Transport	Manufacturing	Transport	Construction installation stage	Use	Maintenance	Repair	Replacement	Refurbishment	Operational energy use	Operational water use	De-construction demolition	Transport	Waste processing	Disposal	Reuse-Recovery-Recycling-potential
A1	A2	A3	A4	A5	B1	B2	B3	B4	B5	B6	B7	C1	C2	C3	C4	D
X	X	X	X	X	X	X	X	X	X	X	X	X	X	X	X	MND









All result tables refer to a functional unit of 1 m<sup>2</sup> of mineral wool with a thermal resistance of 1.0 K\*m<sup>2</sup>\*W<sup>-1</sup> of ISOVER CLIMA34 G3 product with a thickness of 34mm. To obtain the results of other thicknesses please address to the conversion factor in the chapter "Influence of particular thicknesses"



## ENVIRONMENTAL IMPACTS

ENVIRONMENTAL IMPACTS															
Parameters	Product stage	Construction process stage		Use stage							End-of-life stage				D Reuse, recovery, recycling
	A1 / A2 / A3	A4 Transport	A5 Installation	B1 Use	B2 Maintenance	B3 Repair	B4 Replacement	B5 Refurbishment	B6 Operational energy use	B7 Operational water use	C1 Deconstruction / demolition	C2 Transport	C3 Waste processing	C4 Disposal	
<b>Global Warming Potential (GWP) - kg CO2 equiv/FU</b>	3,21E+00	7,82E-02	1,87E-01	0	0	0	0	0	0	0	0	2,96E-03	0	3,22E-02	MND
The global warming potential of a gas refers to the total contribution to global warming resulting from the emission of one unit of that gas relative to one unit of the reference gas, carbon dioxide, which is assigned a value of 1.															
<b>Ozone Depletion (ODP) kg CFC 11 equiv/FU</b>	1,94E-07	1,17E-17	1,12E-08	0	0	0	0	0	0	0	0	4,53E-19	0	1,80E-16	MND
Destruction of the stratospheric ozone layer which shields the earth from ultraviolet radiation harmful to life. This destruction of ozone is caused by the breakdown of certain chlorine and/or bromine containing compounds (chlorofluorocarbons or halons), which break down when they reach the stratosphere and then catalytically destroy ozone molecules.															
<b>Acidification potential (AP) kg SO2 equiv/FU</b>	1,10E-02	6,54E-04	6,69E-04	0	0	0	0	0	0	0	0	1,22E-05	0	1,83E-04	MND
Acid depositions have negative impacts on natural ecosystems and the man-made environment incl, buildings. The main sources for emissions of acidifying substances are agriculture and fossil fuel combustion used for electricity production, heating and transport.															
<b>Eutrophication potential (EP) kg (PO4)3- equiv/FU</b>	3,18E-03	1,09E-04	1,84E-04	0	0	0	0	0	0	0	0	2,99E-06	0	2,08E-05	MND
Excessive enrichment of waters and continental surfaces with nutrients, and the associated adverse biological effects.															
<b>Photochemical ozone creation (POPC) kg Ethene equiv/FU</b>	1,05E-03	3,01E-05	5,84E-05	0	0	0	0	0	0	0	0	4,47E-07	0	1,51E-05	MND
Chemical reactions brought about by the light energy of the sun. The reaction of nitrogen oxides with hydrocarbons in the presence of sunlight to form ozone is an example of a photochemical reaction.															
<b>Abiotic depletion potential for non-fossil resources (ADP-elements) - kg Sb equiv/FU</b>	1,06E-04	9,91E-10	5,29E-06	0	0	0	0	0	0	0	0	3,94E-11	0	1,09E-08	MND
<b>Abiotic depletion potential for fossil resources (ADP-fossil fuels) - MJ/FU</b>	4,80E+01	1,07E+00	2,76E+00	0	0	0	0	0	0	0	0	4,12E-02	0	4,29E-01	MND
Consumption of non-renewable resources, thereby lowering their availability for future generations.															





RESOURCE USE

Parameters	Product stage	Construction process stage		Use stage							End of life stage				D Reuse, recovery, recycling
	A1 / A2 / A3	A4 Transport	A5 Installation	B1 Use	B2 Maintenance	B3 Repair	B4 Replacement	B5 Refurbishment	B6 Operational energy use	B7 Operational water use	C1 Deconstruction / demolition	C2 Transport	C3 Waste processing	C4 Disposal	
 Use of renewable primary energy excluding renewable primary energy resources used as raw materials - MJ/FU	1,71E+01	2,17E-02	8,64E-01	0	0	0	0	0	0	0	0	9,47E-04	0	5,63E-02	MND
 Use of renewable primary energy used as raw materials MJ/FU	1,63E+00	0	8,14E-02	0	0	0	0	0	0	0	0	0	0	0	MND
Total use of renewable primary energy resources (primary energy and primary energy resources used as raw materials) MJ/FU	1,87E+01	2,17E-02	9,46E-01	0	0	0	0	0	0	0	0	9,47E-04	0	5,63E-02	MND
 Use of non-renewable primary energy excluding non-renewable primary energy resources used as raw materials - MJ/FU	5,81E+01	1,08E+00	3,27E+00	0	0	0	0	0	0	0	0	4,14E-02	0	4,43E-01	MND
 Use of non-renewable primary energy used as raw materials MJ/FU	4,12E+00	0	2,06E-01	0	0	0	0	0	0	0	0	0	0	0	MND
Total use of non-renewable primary energy resources (primary energy and primary energy resources used as raw materials) - MJ/FU	6,22E+01	1,08E+00	3,47E+00	0	0	0	0	0	0	0	0	4,14E-02	0	4,43E-01	MND
 Use of secondary material kg/FU	1,42E+00	0	7,11E-02	0	0	0	0	0	0	0	0	0	0	0	MND
 Use of renewable secondary fuels- MJ/FU	0	0	0	0	0	0	0	0	0	0	0	0	0	0	MND
 Use of non-renewable secondary fuels - MJ/FU	0	0	0	0	0	0	0	0	0	0	0	0	0	0	MND
 Use of net fresh water - m3/FU	1,52E-01	7,67E-06	7,64E-03	0	0	0	0	0	0	0	0	3,16E-07	0	1,12E-04	MND

## WASTE CATEGORIES

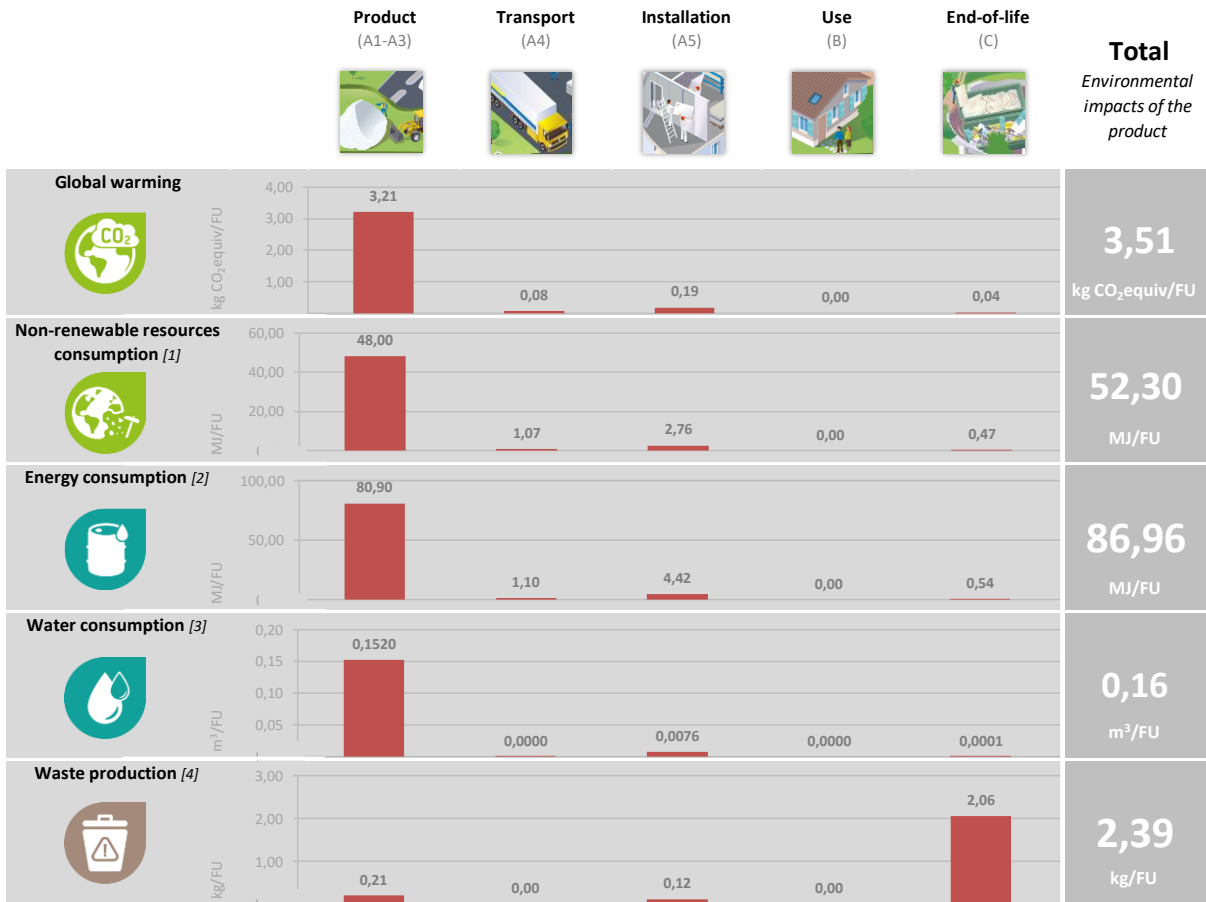
Parameters	Product stage	Construction process stage		Use stage							End-of-life stage				D Reuse, recovery, recycling
	A1 / A2 / A3	A4 Transport	A5 Installation	B1 Use	B2 Maintenance	B3 Repair	B4 Replacement	B5 Refurbishment	B6 Operational energy use	B7 Operational water use	C1 Deconstruction / demolition	C2 Transport	C3 Waste processing	C4 Disposal	
Hazardous waste disposed <i>kg/FU</i>	1,30E-08	3,34E-09	1,83E-09	0	0	0	0	0	0	0	0	1,48E-10	0	7,56E-09	MND
Non-hazardous waste disposed <i>kg/FU</i>	2,03E-01	1,25E-05	1,21E-01	0	0	0	0	0	0	0	0	5,01E-07	0	2,06E+00	MND
Radioactive waste disposed <i>kg/FU</i>	3,43E-03	1,25E-06	1,72E-04	0	0	0	0	0	0	0	0	4,82E-08	0	5,88E-06	MND

OTHER OUTPUT FLOWS

Parameters	Product stage	Construction process stage		Use stage							End-of-life stage				D Reuse, recovery, recycling
	A1 / A2 / A3	A4 Transport	A5 Installation	B1 Use	B2 Maintenance	B3 Repair	B4 Replacement	B5 Refurbishment	B6 Operational energy use	B7 Operational water use	C1 Deconstruction / demolition	C2 Transport	C3 Waste processing	C4 Disposal	
 Components for re-use <i>kg/FU</i>	0	0	0	0	0	0	0	0	0	0	0	0	0	0	MND
 Materials for recycling <i>kg/FU</i>	1,22E-01	0	1,57E-01	0	0	0	0	0	0	0	0	0	0	0	MND
 Materials for energy recovery <i>kg/FU</i>	0	0	0	0	0	0	0	0	0	0	0	0	0	0	MND
 Exported energy <i>MJ/FU</i>	0	0	0	0	0	0	0	0	0	0	0	0	0	0	MND

# LCA interpretation

The following figure refers to a functional unit 1 m<sup>2</sup> of mineral wool with a thermal resistance of 1.0 K\*m<sup>2</sup>\*W<sup>-1</sup> of ISOVER CLIMA34 G3 product.



[1] This indicator corresponds to the abiotic depletion potential of fossil resources.

[2] This indicator corresponds to the total use of primary energy.

[3] This indicator corresponds to the use of net fresh water.

[4] This indicator corresponds to the sum of hazardous, non-hazardous and radioactive waste disposed.

## Global Warming Potential (Climate Change) (GWP)

When analyzing the above figure for GWP, it can clearly be seen that the majority of contribution to this environmental impact is from the production modules (A1 – A3). This is primarily because the sources of greenhouse gas emissions are predominant in this part of the life cycle. CO<sub>2</sub> is generated upstream from the production of electricity and is also released on site by the combustion of natural gas. We can see that other sections of the life cycle also contribute to the GWP; however, the production modules contribute to over 91% of the contribution. Combustion of fuel in transport vehicles will generate the second highest percentage of greenhouse gas emissions together the waste during the installation stage.

## Non-renewable resources consumptions

We can see that the consumption of non – renewable resources is once more found to have the highest value in the production modules. This is because a large quantity of natural gas is consumed within the factory, and non – renewable fuels such as natural gas and coal are used to generate the large amount of electricity we use. The contribution to this impact from the other modules is very small and primarily due to the non – renewable resources consumed during transportation.



### **Energy Consumptions**

As we can see, modules A1 – A3 have the highest contribution to total energy consumption. Energy in the form of electricity and natural gas is consumed in a vast quantity during the manufacture of mineral wool so we would expect the production modules to contribute the most to this impact category.

### **Water Consumption**

As we don't use water in any of the other modules (A4 – A5, B1 – B7, C1 – C4), we can see that there is no contribution to water consumption. For the production phase, water is used within the manufacturing facility and therefore we see the highest contribution here. However, we recycle a lot of the water on site so the contribution is still relatively low.

### **Waste Production**

Waste production does not follow the same trend as the above environmental impacts. The largest contributor is the end of life module. This is because the entire product is sent to landfill once it reaches the end of life state. However, there is still an impact associated with the production module since we do generate waste on site. The following small impact associated with installation is due to the loss rate of product during implementation.

## **Environmental Positive Contribution**

### **Recycled material content**

Isover glass wool's recycled glass content is on the average 66%. Recycled glass content calculation is based on the product weight and calculated according to the ISO 14021:2016 using the 2015 raw material and production data.

### **Health and safety**

Isover glass wool is in accordance with Note Q of the Regulation (EC) n. 1272/2008 of the European Parliament and of the Council as currently in force and fulfills the Minimal Environmental Criteria as described in Italian Regulation.

## Influence of particular thicknesses

All the tables of the LCA result chapter of this EPD refer to ISOVER CLIMA34 G3 for a functional unit of 1 m<sup>2</sup> with a thermal resistance equals to 1.00 m<sup>2</sup> K/W with a thickness of 34 mm. For the rest of thickness, a conservative principal has been followed in order to obtain the environmental performance of others thickness.

The following table show the multiplication factors for each thickness. The results expressed in this EPD<sup>®</sup> must be multiplied by its corresponding multiplication factor. If there is a need for environmental performance for a thickness not presented in the table below, please use a thickness just above it.

To obtain this factor, a conservative principle has been followed, being the real impact of the product slightly lower than that indicated in the table.

Lambda (W/mK)	Thickness (mm)	Multiplication factor
<b>0.034</b>	<b>34</b>	1.00
0.034	40	1.18
0.034	50	1.47
0.034	60	1.76
0.034	80	2.35
0.034	100	2.94
0.034	120	3.53
0.034	140	4.12
0.034	160	4.71
0.034	180	5.29
0.034	200	5.88

## Annex

### Calculation of ISOVER E60 S G3 impacts

All the tables of the LCA result chapter of this EPD refer to ISOVER CLIMA34 G3 for a functional unit of 1 m<sup>2</sup> with a thermal resistance equals to 1.00 m<sup>2</sup> K/W with a thickness of 34 mm. The results expressed in this EPD® must be multiplied by its corresponding multiplication factor to obtain the environmental performances of ISOVER E60 S G3 products.

The following table show the multiplication factors for each thickness of ISOVER E60 S G3 product. In order to obtain this factor, a conservative principle has been followed, being the real impact of the product slightly lower than the calculated value. If there is a need for environmental performance for a thickness not presented in the table below, please use a thickness just above it.

Lambda (W/mK)	Thickness (mm)	Multiplication factor
0.032	32	0.51
0.032	40	0.64
0.032	50	0.80
0.032	60	0.96
0.032	80	1.28
0.032	100	1.60
0.032	120	1.93
0.032	140	2.25
0.032	160	2.57

### Calculation of ISOVER E100 S G3 impacts

All the tables of the LCA result chapter of this EPD refer to ISOVER CLIMA34 G3 for a functional unit of 1 m<sup>2</sup> with a thermal resistance equals to 1.00 m<sup>2</sup> K/W with a thickness of 34 mm. The results expressed in this EPD® must be multiplied by its corresponding multiplication factor to obtain the environmental performances of ISOVER E100 S G3 products.

The following table show the multiplication factors for each thickness of ISOVER E100 S G3 product. In order to obtain this factor, a conservative principle has been followed, being the real impact of the product slightly lower than the calculated value. If there is a need for environmental performance for a thickness not presented in the table below, please use a thickness just above it.

Lambda (W/mK)	Thickness (mm)	Multiplication factor
0.031	31	0.83
0.031	30	0.80
0.031	40	1.07
0.031	50	1.34
0.031	60	1.60
0.031	80	2.14
0.031	100	2.67

## Calculation of webertherm LV034 impacts

All the tables of the LCA result chapter of this EPD refer to ISOVER CLIMA34 G3 for a functional unit of 1 m<sup>2</sup> with a thermal resistance equals to 1.00 m<sup>2</sup> K/W with a thickness of 34 mm. The results expressed in this EPD® must be multiplied by its corresponding multiplication factor to obtain the environmental performances of webertherm LV034 products.

The following table show the multiplication factors for each thickness of webertherm LV034 product. In order to obtain this factor, a conservative principle has been followed, being the real impact of the product slightly lower than the calculated value. If there is a need for environmental performance for a thickness not presented in the table below, please use a thickness just above it.

Lambda (W/mK)	Thickness (mm)	Multiplication factor
0.034	34	1.00
0.034	40	1.18
0.034	50	1.47
0.034	60	1.76
0.034	80	2.35
0.034	100	2.94
0.034	120	3.53
0.034	140	4.12
0.034	160	4.71

## Calculation of ISOVER ClimaBac G3 impacts

All the tables of the LCA result chapter of this EPD refer to ISOVER CLIMA34 G3 for a functional unit of 1 m<sup>2</sup> with a thermal resistance equals to 1.00 m<sup>2</sup> K/W with a thickness of 34 mm. The results expressed in this EPD® must be multiplied by its corresponding multiplication factor to obtain the environmental performances of ISOVER ClimaBac G3 products.

The following table show the multiplication factors for each thickness of ISOVER ClimaBac G3 product. In order to obtain this factor, a conservative principle has been followed, being the real impact of the product slightly lower than the calculated value. If there is a need for environmental performance for a thickness not presented in the table below, please use a thickness just above it.

Lambda (W/mK)	Thickness (mm)	Multiplication factor
0.037	37	1.78
0.037	40	1.93
0.037	50	2.41
0.037	60	2.89
0.037	80	3.85
0.037	100	4.81
0.037	120	5.78
0.037	140	6.74
0.037	160	7.70

### Calculation of ISOVER SUPERBAC N Roofine G3 impacts

All the tables of the LCA result chapter of this EPD refer to ISOVER CLIMA34 G3 for a functional unit of 1 m<sup>2</sup> with a thermal resistance equals to 1.00 m<sup>2</sup> K/W with a thickness of 34 mm. The results expressed in this EPD® must be multiplied by its corresponding multiplication factor to obtain the environmental performances of ISOVER SUPERBAC N Roofine G3 products.

The following table show the multiplication factors for each thickness of ISOVER SUPERBAC N Roofine G3 product. In order to obtain this factor, a conservative principle has been followed, being the real impact of the product slightly lower than the calculated value. If there is a need for environmental performance for a thickness not presented in the table below, please use a thickness just above it.

Lambda (W/mK)	Thickness (mm)	Multiplication factor
0.037	37	1.92
0.037	40	2.07
0.037	50	2.59
0.037	60	3.11
0.037	80	4.15
0.037	100	5.19
0.037	120	6.22
0.037	140	7.26
0.037	160	8.30

### Calculation of ISOVER SUPERBAC N 112,5 Roofine G3 impacts

All the tables of the LCA result chapter of this EPD refer to ISOVER CLIMA34 G3 for a functional unit of 1 m<sup>2</sup> with a thermal resistance equals to 1.00 m<sup>2</sup> K/W with a thickness of 34 mm. The results expressed in this EPD® must be multiplied by its corresponding multiplication factor to obtain the environmental performances of ISOVER SUPERBAC N 112,5 Roofine G3 products.

The following table show the multiplication factors for each thickness of ISOVER SUPERBAC N 112,5 Roofine G3 product. In order to obtain this factor, a conservative principle has been followed, being the real impact of the product slightly lower than the calculated value. If there is a need for environmental performance for a thickness not presented in the table below, please use a thickness just above it.

Lambda (W/mK)	Thickness (mm)	Multiplication factor
0.037	37	2.23
0.037	50	3.01
0.037	60	3.61
0.037	80	4.81
0.037	100	6.02
0.037	120	7.22



### Calculation of ISOVER GW Primitivo Sandwich 60-55 G3 impacts

All the tables of the LCA result chapter of this EPD refer to ISOVER CLIMA34 G3 for a functional unit of 1 m<sup>2</sup> with a thermal resistance equals to 1.00 m<sup>2</sup> K/W with a thickness of 34 mm. The results expressed in this EPD® must be multiplied by its corresponding multiplication factor to obtain the environmental performances of ISOVER GW Primitivo Sandwich 60-55 G3 products.

The following table show the multiplication factors for each thickness of ISOVER GW Primitivo Sandwich 60-55 G3 product. In order to obtain this factor, a conservative principle has been followed, being the real impact of the product slightly lower than the calculated value. If there is a need for environmental performance for a thickness not presented in the table below, please use a thickness just above it.

Lambda (W/mK)	Thickness (mm)	Multiplication factor
0.039	39	1.25
0.039	40	1.93

### Calculation of ISOVER GW Primitivo Sandwich 70-70 G3 impacts

All the tables of the LCA result chapter of this EPD refer to ISOVER CLIMA34 G3 for a functional unit of 1 m<sup>2</sup> with a thermal resistance equals to 1.00 m<sup>2</sup> K/W with a thickness of 34 mm. The results expressed in this EPD® must be multiplied by its corresponding multiplication factor to obtain the environmental performances of ISOVER GW Primitivo Sandwich 70-70 G3 products.

The following table show the multiplication factors for each thickness of ISOVER GW Primitivo Sandwich 70-70 G3 product. In order to obtain this factor, a conservative principle has been followed, being the real impact of the product slightly lower than the calculated value. If there is a need for environmental performance for a thickness not presented in the table below, please use a thickness just above it.

Lambda (W/mK)	Thickness (mm)	Multiplication factor
0.042	42	1.57
0.042	70	2.62

### Calculation of ISOVER GW Primitivo Sandwich 70-102 impacts

All the tables of the LCA result chapter of this EPD refer to ISOVER CLIMA34 G3 for a functional unit of 1 m<sup>2</sup> with a thermal resistance equals to 1.00 m<sup>2</sup> K/W with a thickness of 34 mm. The results expressed in this EPD® must be multiplied by its corresponding multiplication factor to obtain the environmental performances of ISOVER GW Primitivo Sandwich 70-102 products.

The following table show the multiplication factors for each thickness of ISOVER GW Primitivo Sandwich 70-102 product. In order to obtain this factor, a conservative principle has been followed, being the real impact of the product slightly lower than the calculated value. If there is a need for environmental performance for a thickness not presented in the table below, please use a thickness just above it.

Lambda (W/mK)	Thickness (mm)	Multiplication factor
0.039	39	2.13
0.039	70	3.82

### Calculation of ISOVER GW Primitivo Sandwich 55-101 G3 impacts

All the tables of the LCA result chapter of this EPD refer to ISOVER CLIMA34 G3 for a functional unit of 1 m<sup>2</sup> with a thermal resistance equals to 1.00 m<sup>2</sup> K/W with a thickness of 34 mm. The results expressed in this EPD® must be multiplied by its corresponding multiplication factor to obtain the environmental performances of ISOVER GW Primitivo Sandwich 55-101 G3 products.

The following table show the multiplication factors for each thickness of ISOVER GW Primitivo Sandwich 55-101 G3 product. In order to obtain this factor, a conservative principle has been followed, being the real impact of the product slightly lower than the calculated value. If there is a need for environmental performance for a thickness not presented in the table below, please use a thickness just above it.

Lambda (W/mK)	Thickness (mm)	Multiplication factor
0.039	39	2.11
0.039	60	3.24

### Calculation of ISOVER ISOVER Feltro ED 13 impacts

All the tables of the LCA result chapter of this EPD refer to ISOVER CLIMA34 G3 for a functional unit of 1 m<sup>2</sup> with a thermal resistance equals to 1.00 m<sup>2</sup> K/W with a thickness of 34 mm. The results expressed in this EPD® must be multiplied by its corresponding multiplication factor to obtain the environmental performances of ISOVER ISOVER Feltro ED 13 products.

The following table show the multiplication factors for each thickness of ISOVER ISOVER Feltro ED 13 product. In order to obtain this factor, a conservative principle has been followed, being the real impact of the product slightly lower than the calculated value. If there is a need for environmental performance for a thickness not presented in the table below, please use a thickness just above it.

Lambda (W/mK)	Thickness (mm)	Multiplication factor
0.039	39	0.53
0.039	60	0.63
0.039	80	0.72

### Calculation of ISOVER Feltro ED 16 impacts

All the tables of the LCA result chapter of this EPD refer to ISOVER CLIMA34 G3 for a functional unit of 1 m<sup>2</sup> with a thermal resistance equals to 1.00 m<sup>2</sup> K/W with a thickness of 34 mm. The results expressed in this EPD® must be multiplied by its corresponding multiplication factor to obtain the environmental performances of ISOVER Feltro ED 16 products.

The following table show the multiplication factors for each thickness of ISOVER Feltro ED 16 product. In order to obtain this factor, a conservative principle has been followed, being the real impact of the product slightly lower than the calculated value. If there is a need for environmental performance for a thickness not presented in the table below, please use a thickness just above it.

Lambda (W/mK)	Thickness (mm)	Multiplication factor
0.039	39	0.57
0.039	25	0.49

## Calculation of ISOVER Feltro ED 15 impacts

All the tables of the LCA result chapter of this EPD refer to ISOVER CLIMA34 G3 for a functional unit of 1 m<sup>2</sup> with a thermal resistance equals to 1.00 m<sup>2</sup> K/W with a thickness of 34 mm. The results expressed in this EPD® must be multiplied by its corresponding multiplication factor to obtain the environmental performances of ISOVER Feltro ED 15 products.

The following table show the multiplication factors for each thickness of ISOVER Feltro ED 15 product. In order to obtain this factor, a conservative principle has been followed, being the real impact of the product slightly lower than the calculated value. If there is a need for environmental performance for a thickness not presented in the table below, please use a thickness just above it.

Lambda (W/mK)	Thickness (mm)	Multiplication factor
0.039	39	0.56
0.039	30	0.51
0.039	40	0.56
0.039	50	0.61
0.039	60	0.67
0.039	70	0.72
0.039	100	0.89
0.039	200	1.63

## Calculation of ISOVER Feltro ED 17 impacts

All the tables of the LCA result chapter of this EPD refer to ISOVER CLIMA34 G3 for a functional unit of 1 m<sup>2</sup> with a thermal resistance equals to 1.00 m<sup>2</sup> K/W with a thickness of 34 mm. The results expressed in this EPD® must be multiplied by its corresponding multiplication factor to obtain the environmental performances of ISOVER Feltro ED 17 products.

The following table show the multiplication factors for each thickness of ISOVER Feltro ED 17 product. In order to obtain this factor, a conservative principle has been followed, being the real impact of the product slightly lower than the calculated value. If there is a need for environmental performance for a thickness not presented in the table below, please use a thickness just above it.

Lambda (W/mK)	Thickness (mm)	Multiplication factor
0.039	39	0.58
0.039	30	0.53

### Calculation of ISOVER Feltro ED 19 impacts

All the tables of the LCA result chapter of this EPD refer to ISOVER CLIMA34 G3 for a functional unit of 1 m<sup>2</sup> with a thermal resistance equals to 1.00 m<sup>2</sup> K/W with a thickness of 34 mm. The results expressed in this EPD® must be multiplied by its corresponding multiplication factor to obtain the environmental performances of ISOVER Feltro ED 19 products.

The following table show the multiplication factors for each thickness of ISOVER Feltro ED 19 product. In order to obtain this factor, a conservative principle has been followed, being the real impact of the product slightly lower than the calculated value. If there is a need for environmental performance for a thickness not presented in the table below, please use a thickness just above it.

Lambda (W/mK)	Thickness (mm)	Multiplication factor
0.039	39	0.61
0.039	30	0.55
0.039	40	0.62
0.039	50	0.69
0.039	60	0.75
0.039	80	0.89

### Calculation of ISOVER Feltro ED 28 impacts

All the tables of the LCA result chapter of this EPD refer to ISOVER CLIMA34 G3 for a functional unit of 1 m<sup>2</sup> with a thermal resistance equals to 1.00 m<sup>2</sup> K/W with a thickness of 34 mm. The results expressed in this EPD® must be multiplied by its corresponding multiplication factor to obtain the environmental performances of ISOVER Feltro ED 28 products.

The following table show the multiplication factors for each thickness of ISOVER Feltro ED 28 product. In order to obtain this factor, a conservative principle has been followed, being the real impact of the product slightly lower than the calculated value. If there is a need for environmental performance for a thickness not presented in the table below, please use a thickness just above it.

Lambda (W/mK)	Thickness (mm)	Multiplication factor
0.039	39	0.74
0.039	20	0.54
0.039	25	0.60
0.039	30	0.65
0.039	40	0.75

### Calculation of ISOVER Feltro ED 30 impacts

All the tables of the LCA result chapter of this EPD refer to ISOVER CLIMA34 G3 for a functional unit of 1 m<sup>2</sup> with a thermal resistance equals to 1.00 m<sup>2</sup> K/W with a thickness of 34 mm. The results expressed in this EPD® must be multiplied by its corresponding multiplication factor to obtain the environmental performances of ISOVER Feltro ED 30 products.

The following table show the multiplication factors for each thickness of ISOVER Feltro ED 30 product. In order to obtain this factor, a conservative principle has been followed, being the real impact of the product slightly lower than the calculated value. If there is a need for environmental performance for a thickness not presented in the table below, please use a thickness just above it.

Lambda (W/mK)	Thickness (mm)	Multiplication factor
0.039	39	0.77
0.039	20	0.56
0.039	40	0.78

### Calculation of ISOVER Feltro ED 32 impacts

All the tables of the LCA result chapter of this EPD refer to ISOVER CLIMA34 G3 for a functional unit of 1 m<sup>2</sup> with a thermal resistance equals to 1.00 m<sup>2</sup> K/W with a thickness of 34 mm. The results expressed in this EPD® must be multiplied by its corresponding multiplication factor to obtain the environmental performances of ISOVER Feltro ED 32 products.

The following table show the multiplication factors for each thickness of ISOVER Feltro ED 32 product. In order to obtain this factor, a conservative principle has been followed, being the real impact of the product slightly lower than the calculated value. If there is a need for environmental performance for a thickness not presented in the table below, please use a thickness just above it.

Lambda (W/mK)	Thickness (mm)	Multiplication factor
0.039	39	0.80
0.039	20	0.57
0.039	25	0.63
0.039	30	0.69

### Calculation of ISOVER Feltro ED 35 impacts

All the tables of the LCA result chapter of this EPD refer to ISOVER CLIMA34 G3 for a functional unit of 1 m<sup>2</sup> with a thermal resistance equals to 1.00 m<sup>2</sup> K/W with a thickness of 34 mm. The results expressed in this EPD® must be multiplied by its corresponding multiplication factor to obtain the environmental performances of ISOVER Feltro ED 35 products.

The following table show the multiplication factors for each thickness of ISOVER Feltro ED 35 product. In order to obtain this factor, a conservative principle has been followed, being the real impact of the product slightly lower than the calculated value. If there is a need for environmental performance for a thickness not presented in the table below, please use a thickness just above it.

Lambda (W/mK)	Thickness (mm)	Multiplication factor
0.039	39	0.84
0.039	35	0.79



### Calculation of ISOVER E60 S arrotolato G3 impacts

All the tables of the LCA result chapter of this EPD refer to ISOVER CLIMA34 G3 for a functional unit of 1 m<sup>2</sup> with a thermal resistance equals to 1.00 m<sup>2</sup> K/W with a thickness of 34 mm. The results expressed in this EPD® must be multiplied by its corresponding multiplication factor to obtain the environmental performances of ISOVER E60 S arrotolato G3 products.

The following table show the multiplication factors for each thickness of ISOVER E60 S arrotolato G3 product. In order to obtain this factor, a conservative principle has been followed, being the real impact of the product slightly lower than the calculated value. If there is a need for environmental performance for a thickness not presented in the table below, please use a thickness just above it.

Lambda (W/mK)	Thickness (mm)	Multiplication factor
0.032	32	0.69
0.032	25	0.61
0.032	30	0.67
0.032	50	0.89
0.032	60	1.01
0.032	80	1.32
0.032	100	1.63
0.032	120	1.94
0.032	140	2.25
0.032	160	2.57

### Calculation of ISOVER Primitivo Calibel impacts

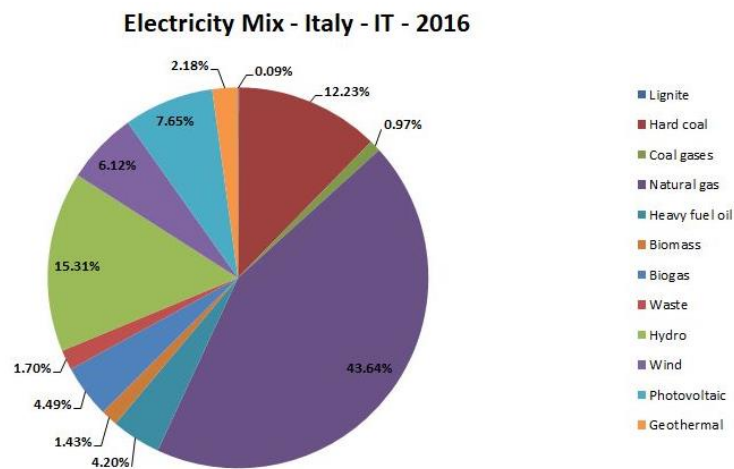
All the tables of the LCA result chapter of this EPD refer to ISOVER CLIMA34 G3 for a functional unit of 1 m<sup>2</sup> with a thermal resistance equals to 1.00 m<sup>2</sup> K/W with a thickness of 34 mm. The results expressed in this EPD® must be multiplied by its corresponding multiplication factor to obtain the environmental performances of ISOVER Primitivo Calibel products.

The following table show the multiplication factors for each thickness of ISOVER Primitivo Calibel product. In order to obtain this factor, a conservative principle has been followed, being the real impact of the product slightly lower than the calculated value. If there is a need for environmental performance for a thickness not presented in the table below, please use a thickness just above it.

Lambda (W/mK)	Thickness (mm)	Multiplication factor
0.034	34	1.05
0.034	60	1.78
0.034	80	2.35
0.034	100	2.94

## Electricity description

TYPE OF INFORMATION	DESCRIPTION
Location	Representative of average production in Italy
Geographical representativeness description	Split of energy sources in Italy - Lignite:0.09% - Hard coal: 12.23% - Coal gases:0.97% - Natural gas: 43.64% - Heavy fuel oil: 4.20% - Biomass: 1.43% - Biogas: 4.49% - Waste: 1.70% - Hydro: 15.31% - Wind: 6.12% - Photovoltaic: 7.65% - Geothermal: 2.18%
Reference year	2016
Type of data set	Cradle to gate
Source	International Energy Agency
CO2 emission kg CO2 eq. / kWh	0.44



## Differences with older versions of the EPD

	EPD v1	EPD v2 (current version)
Global warming (kgCO2eq./FU)	2.03	2.39
Non-renewable resources consumption (MJ./FU)	41.3	35.56
Energy consumption (MJ/FU)	50.2	59.13
Water consumption (m3/FU)	0.09	0.11
Waste production (kg/FU)	1.26	1.62

Result for "E60 S G3" with a density of 30 kg/m3 and a thermal conductivity of 0,032 W/mK. Main changes are related to the production data in addition to the LCA database and LCA software model.

## Bibliography

- UNE-EN 15804:2012+A1:2013: Sustainability of construction works - Environmental product declarations - Core rules for the product category of construction products
- ISO 21930:2007 Sustainability in building construction – Environmental declaration of building products
- ISO 14040:2006: Environmental Management-Life Cycle Assessment-Principles and framework.
- ISO 14044:2006: Environmental Management-Life Cycle Assessment-Requirements and guidelines.
- ISO 14025:2006: Environmental labels and declarations-Type III Environmental Declarations-Principles and procedures.
- PCR 2012:01 Construction products and construction services v 2.33 (EN 15804:A1) and its sub-PCR I Thermal insulation products (EN 16783)
- General Programme Instruction of the International EPD® System, version 2.5
- Saint-Gobain Environmental Product Declaration Methodological Guide for Construction Products, Version 3.0.1 (2013)
- European Chemical Agency, Candidate List of substances of very high concern for Authorisation.  
[http://echa.europa.eu/chem\\_data/authorisation\\_process/candidate\\_list\\_table\\_en.asp](http://echa.europa.eu/chem_data/authorisation_process/candidate_list_table_en.asp)
- LCA report, Information for the Environmental Product Declaration of insulation products. Saint-Gobain Italy, June 2021